



Be Inspired

Feel Inventive

Get Creative

*Create impact in every
room of your home*

*Key trends for window
& room styling*

Styling
insights to
inspire &
WOW

Pull a
great look
together

Welcome

Stylish, well-designed window dressings will make all the difference in your home.

When you get the styling of your windows right, they have the power to completely transform your living space, and perfectly finish off an already good-looking room.

It can also inspire you with ideas to carry through the rest of your home.

Window dressings control light and provide privacy as well as reflecting your taste and personal style.

So be inspired, feel inventive and get creative. Discover how you can get the most out of your windows and create living spaces that are both practical and beautiful.

Take a look at...



4 Product ranges explained



5 The what, where and when of window coverings



12 Five window treatment trends for you to consider



16 360° window solutions, from kitchen to bedroom



Product ranges explained

AQUARIUS

Z-Lite™

expressions

sherwood

Sylvan

SANDRINGHAM
SHUTTERS

What type of products are available?

Aquarius

Covering fabrics for Romans and Curtains, Roller, Vertical and Pleated blinds, Aquarius is a collection of plains, textures and classic weaves plus contemporary prints that will inspire any look; ever-popular stripes, English country garden florals, geometric repeats, Scandi and nature inspired. From gorgeous neutral shades to a rainbow of colour, Aquarius fabrics can create any window statement.

Z-Lite™

A unique 'zebra' fabric roller will offer fabulous flexibility to offer fully translucent or opaque panels. A versatile option for any room.

Expressions

If you are looking for high quality blinds with the beautiful look of wood then this range is ideal. The stylish and practical Expressions faux wood Venetian range has all the benefits of hardwearing PVC and being moisture resistant and easy to wipe clean, they're the perfect choice for transforming your kitchen and bathroom spaces.

Don't forget that in the Venetian blind category, you can choose an aluminium slat blind, which offers a hard-wearing, practical, contemporary window solution. Also available in a Perfect Fit® frame.

Sherwood & Sylvan

Two made-to-measure Wood Venetian collections offering a wonderful range of beautiful wood slats in both natural and painted finishes. They're renewably sourced from sustainable forests ensuring the highest quality material and can be personalised with co-ordinating or matching tape options.

Sandringham

If you are looking to create a feature piece, then this collection of bespoke Shutters should be considered. Shutters are like a piece of beautiful furniture that has longevity and enhances the architectural features of a window. Made-to-order to perfectly fit any window, taste or budget, they are available in a large range of painted and stained colour finishes, in a multitude of styles including full height, café style, tier-on-tier, tracked and shaped panels. With Sandringham there is something for all tastes.

THE WHAT, WHERE & WHEN OF

Window coverings



Whether it's elegant structured Roman blinds or a simple roller, every window needs the perfect complement and when a window treatment works, it really works.



Roller Blinds

Rollers are an easy way to refresh and update any room. They can be purely functional where privacy or too much light are an issue, or used for their decorative qualities.

WHY CHOOSE ROLLERS

- Fantastic choice of over 300 fabrics
- Personalise with co-ordinating braids, pulls or poles with shaped hems
- Sheer fabric is a contemporary alternative to net curtains
- Fun blackout fabrics are perfect for your little ones bedroom, sophisticated blackout designs are perfect for the grown ups!
- Some moisture resistant and flame retardant fabrics available
- Can be fitted into skylight windows.



Curtains

Curtains can make the perfect statement at the window, framing a view and tying a scheme together. They instantly provide colour, texture and personality to a room and can be as simple or as flamboyant as you like.

LOOK OUT FOR

Opt for thermal lined or blackout lined curtains as both will keep the chill out during the cooler months.

WHY CHOOSE CURTAINS

- Creates a striking feature and frames the view from the window
- Hand-finished to a high standard to ensure a precise made-to-measure fit
- Curtain fabrics are available in a range of wonderful textures, on-trend designs and colours that will complement any decorating style
- Three different heading options can define the style of your curtain treatment; minimalist eyelets, classic pinch pleats or sumptuous pencil pleats
- All fabrics are also available for Roman blinds, valances, cushion covers and tie-backs for a perfectly co-ordinated look
- There are curtain tracks or poles for every situation to ensure your window is treated with the respect it deserves - even that tricky bay or bow!

LOOK OUT FOR

Make sure you get the scale of a pattern right for the size of the window and the room. If it's too large then it will overpower, but if it's too small it will blend into the background.

style guide

Make neutral colours work together using tonal shades in the same palette. Grey, beige, ivory and white all sit beautifully together to create simple, clean lines.



tips and tricks

Create the illusion of widening a narrow window by fitting an extra wide curtain pole and hanging curtains along the walls at the side or make a room look taller by fixing the curtain pole as near to the ceiling as possible and hang full length curtains touching the floor - it's a trick of the eye!

Romans

For elegance, style and simplicity with the luxury of soft furnishings, choose a Roman blind. A real design statement, a Roman is a halfway house between a functional blind and a decorative window dressing.



style guide

Your home should be an extension of your personality so choose colours that make you feel happy.

LOOK OUT FOR

Consider where you position your blind - fitted into the recess this space saving window treatment is perfect for small rooms, whilst an outside the recess fit will make a statement and give the impression of a bigger window.

WHY CHOOSE ROMANS

- Always lined for a high quality finish - standard lining, slight padded interlining or blackout lining is available
- Great variety of fabric types to suit your décor perfectly and can be matched or co-ordinated with curtains for a layered look
- Textured jacquards or sumptuous chenille look fabulous in contemporary or traditional surroundings
- Romans work well in bays as long as there is an individual blind in each separate window pane
- When a Roman blind is open during the day, there is still a visible stack of fabric waterfall at the top for decoration.

Verticals

Vertical blinds often conjure up the vision of an office space, but actually there is a wonderful selection of textures, colours and designs all with a quality, designer feel. Practical, light-controlling as well as stylish with enormous flexibility in numerous window situations.



Conservatories

Often forgotten in the excitement of planning this extra glass room, shading and heat control are important to consider at the outset.

style guide

Aim to fit a separate blind in each window panel to maintain the style of the conservatory as well as offering the best possible opportunity to manage light from the changing direction of the sun.

WHY CHOOSE PLEATED

- Some fabrics are treated with specialist solar reflective coatings, which help to keep the room warm in winter and cool in the summer
- 20mm pleats mean that the blind tucks away neatly at the top of the window when fully open
- Can be made in a range of shaped blinds to fit into the roof of a conservatory
- Honeycomb fabric also available with blackout backing which acts like a 'duvet' at the window by trapping air between.



Venetians - Wood, Faux Wood & Aluminium

A perennial favourite that is always stylish and forever practical, Venetian blinds gently direct daylight through the slats, without spoiling the view or can be closed for total privacy. With a large choice of materials and colours to choose from, you can make a simple style statement in any room.



Shutters

Bring a timeless elegance to your home with gorgeous Shutters. With an inspired choice of traditional and contemporary styles and colours, Shutters will add an exciting dimension to your decorating scheme.



tips 'n' tricks

Larger slat widths take on the look of Shutters at the window and when open they offer you the greatest view outside.

WHY CHOOSE VENETIANS

- Different sized slat widths allow more or less light in when they are tilted horizontally
- Pulled up to the top of a window, half drawn or tilted - Venetians are perfect for controlling light
- Real wood blinds and even faux wood options can bring a lovely natural tone to your room
- They're great for small spaces and small windows, especially using narrow slat widths
- Venetians can be held in place and operated by a thumb tab, or in a Perfect Fit® frame as an option for doors or tilt & turn windows.

LOOK OUT FOR

Consider the proportions... Wearing horizontal stripes may make you look wider, and the same rule applies with horizontal Venetian blinds for your windows!

style guide

A burst of colour in your kitchen can lift your mood – a cheerful aluminium Venetian is an easy and affordable way to add vibrancy and personality. They're easy to keep clean too – try wearing damp cotton gloves and wipe the slats with your fingers!

WHY CHOOSE SHUTTERS

- Shutters are like a quality piece of furniture, complementing the architecture of your window and enhancing the entire look of your room
- By following the design of the window with the design of the Shutter, the two will work together like a hand in a glove!
- They're very versatile and can be designed to work with period or modern windows, large patio doors or awkward shapes as well as giving great light and privacy control
- Shutters can help to insulate and reduce noise
- Choose from tier-on-tier, café style, full height or shaped shutters, in a variety of wood types and colours
- If you want to specify your own colour, then take advantage of our custom colour service.



style guide

Shutters in the bathroom create a lovely European feel and the tier on tier option offers great flexibility. Choose a wider louvre width to let the light flood in.

LOOK OUT FOR

Coloured Shutters are making a comeback in on-trend pastel shades and many shades of grey (and white!)



Five window treatment trends

Today's home is all about creating a tranquil and liveable space, with a focus on simplicity, serenity and the family. It's often the small touches that can give your space a renewed look.

When refreshing the decor in your house, a complete design overhaul isn't always necessary. Choose to update your window dressings and soft furnishings instead. It's quick, easy and affordable and can completely transform your chosen room. Here are five key window treatment trends that will grab your attention and inspire your decorating ideas.



Layered window treatments don't have to look heavy.

1 Layer those tones

Clean, calm, minimalist tones to create a visual detox are what some well-being trendsetters are seeking. Pastels, soft neutral shades and skin tones, all mixed with pure grey hues are the go-to shades for this serene look. To dress your windows with a warm feel, bundle them up in insulating layers with curtains and blinds hung together. Stick with earthy, natural shades with varying degrees of colour depth and add an accent of pastel to stop falling into a world of 'beige'.



If you want to set the tone for a room dominated by a grand window, then emphasise its features with dramatic colours and bold designs.



For a sharp finish choose cool greys and blues.

2 Jazz it up with Geos

For an eye-catching room feature, patterns on the walls or at the window are absolutely key. Modern twists on 70s style is emerging in all aspects of design, art and fashion, and there's no reason why this shouldn't feature in your home décor too. Mixing many patterns and textures together with high and low contrasts can create the beautiful and unexpected, so don't be afraid of your imagination.



Clashing patterns are OK!



Create drama with bold colours and repetitive printed shapes.



3 Leafy Lanes

A perennial favourite is all manner of leafy designs but now nature's direction is mixed with urban landscapes. Focussing on the calm inducing colour of green this adaptable trend shares space with natural shades of stone and earth – colours to ground you.



4 Take a world view

Travel not only broadens the mind, it's also a great way to bring back ideas and objects that suggest a life well-travelled and gives your home a unique, personal and multi-layered feel. We're much more at ease with rejecting the mass-produced world in favour of a collected look that continues to change as new treasures are added.



Inject pops of happy-hued South American inspired colour into your décor for an instant pick me up.



Bring the outdoors in.



Hints of tropical green hues create a natural look and feel, perfect for any room.



Scandinavia provides perfect inspiration for natural beauty and simple design and is bang on trend right now.



For modern contemporary shutters draw inspiration from the States.

5 Let there be light

Don't let grey clouds darken your view!

Depending on size and where they are situated in the house, not all of your windows will let in the same amount of light but some of this can be compensated for by a good choice of window dressing.

Steer clear of heavy curtains if you need to maximise light into the room and opt instead for lightweight voile blinds or a trend-setting Z-Lite™ roller to maintain privacy.

tips 'n' tricks

Vertical blinds are perfect for controlling light or can be fully drawn back for an uninterrupted view.



Try a light dimming blackout treatment with roller blinds, honeycomb Pleated blinds or lined Romans.



Pleated blinds are a versatile option as they can be fitted into the lower part of the window allowing maximum light to flood in above.

360 degree solutions

Bathroom

Blend style and function to create a gorgeous treatment for your bathroom window.

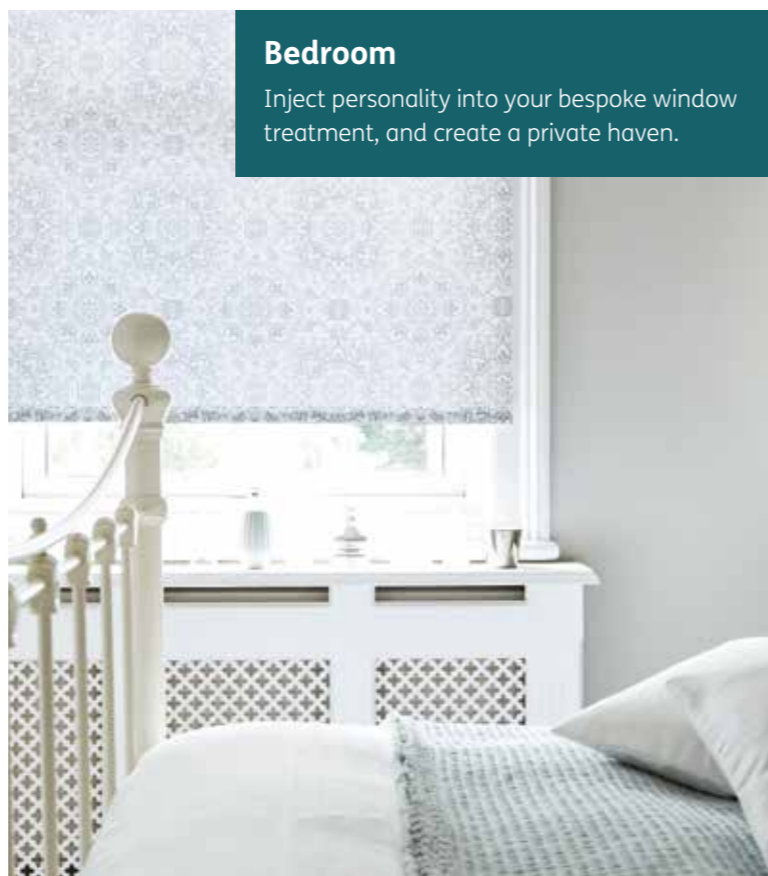


From the kitchen to the bedroom, transform your home with the perfect window treatments.

Whether you pick Rollers, Verticals, Venetians, Romans, Curtains, Pleated or Shutters, whether you decide on patterns, textures or plain styles, it's vital you tie in your window design with the theme of the room.

Bedroom

Inject personality into your bespoke window treatment, and create a private haven.



Living room

Choosing the right window treatment is pivotal for a family environment or a personalised space of clarity and calm.



Dining room

Whether you love the formal or chilled vibe, there are a wide range of options for your dining room windows.



Kid's room

Teddy bears and stars - the perfect combo.



Kitchen

Kitchen windows are as important as every other room, and shouldn't be overlooked.



360 degree solutions

Living Room

Whether you're creating a real family environment or a personalised space of clarity and calm, choosing the right window treatment is pivotal.



Tips 'n' tricks

Choose Curtains and let the light flood into your room. In the winter months they may help save a few pennies too. Add a blind for extra privacy or light control if needed.



Don't be afraid to clash prints, opposites do attract!

360 degree solutions

Kitchen

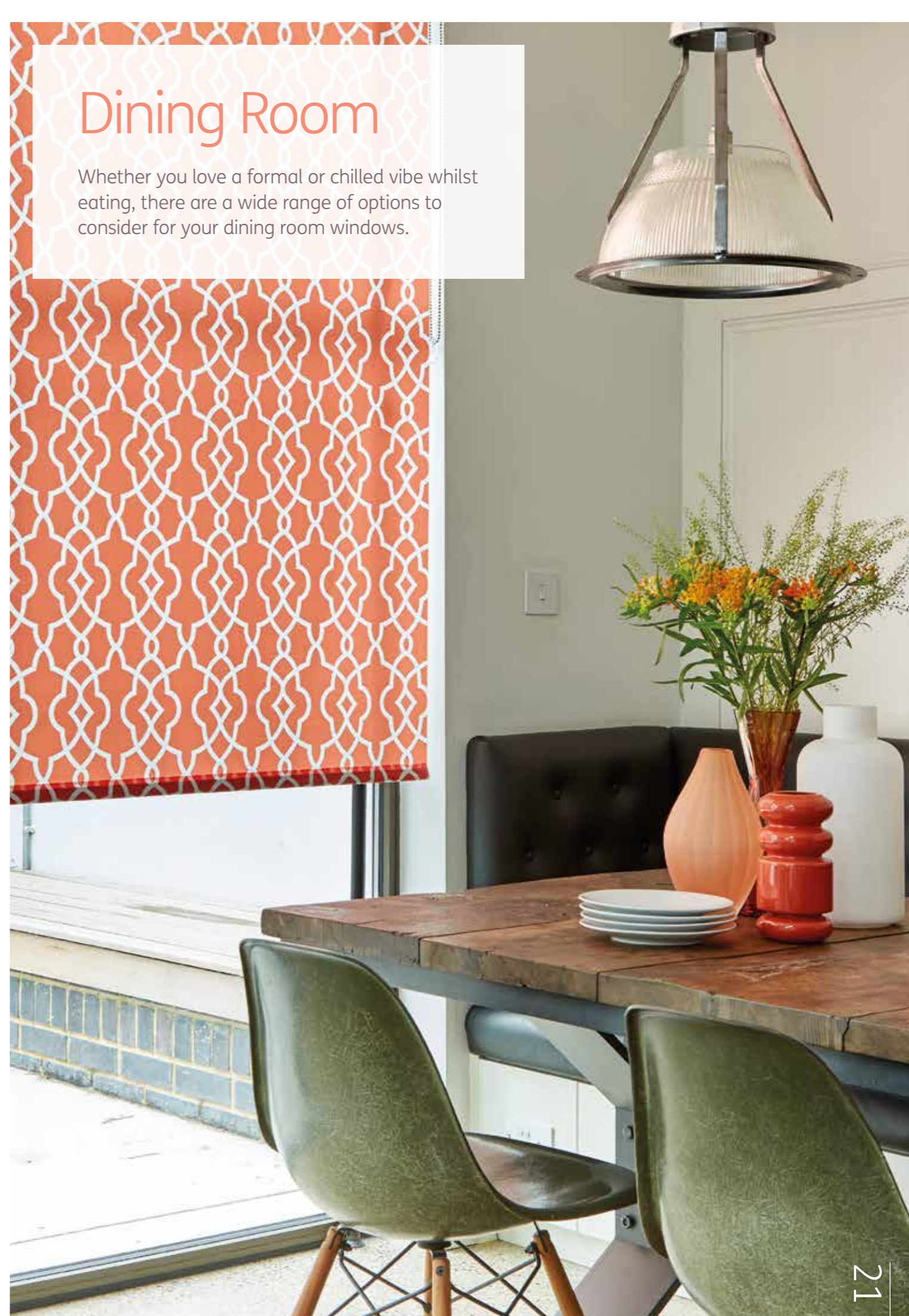
Choosing your kitchen window treatment is just as important as any other room and shouldn't be overlooked in the heart-of-the-home.

The most practical kitchen blind solution is a wipeable Roller blind with plenty of fabrics to choose from to co-ordinate with your accessories. In the day, the blind is up out of the way, to leave your window sill clear.



Dining Room

Whether you love a formal or chilled vibe whilst eating, there are a wide range of options to consider for your dining room windows.



style guide

Kitchens can take colour – and lots of it!! Don't be afraid to spice it up. Create a continental style with Shutters and you have perfect light control.

360 degree solutions



Bedroom

Inject your personality into a bespoke window treatment and create a private haven. Your getaway room should fully express your style and taste.

If you can't decide between curtains and blinds, then go for both. Make a statement by layering patterned Curtains over a plain blind, this will create a wonderfully eclectic atmosphere.

Use Curtains as a way to soften the edges to your contemporary bedroom.



Would you be surprised to know this fabulous print is a blackout blind? Perfect for dimming the light to aid restful sleep.

style guide

Sheer Pleated blinds are a modern alternative to net curtains, offering privacy in the day, whilst still filtering light through.

360 degree solutions



Use quirky blackout fabrics to dim the light – roller blinds are great for this.



Kid's Bedroom

Kid's bedrooms should be cosy and comforting. What you choose for the window can provide the perfect solution, ensuring inherently child safe products are available. But don't forget to get creative; after all it's a kid's room. Add personality with bright colours and patterns.




style guide

Skylight windows are a great way to grab extra light, but at night time they need to be dressed to create warmth and cosiness.



Bathroom

The decision on which bathroom window treatment to choose should be based heavily on practical consideration but needs to be blended with visual appeal to create the perfect treatment.



LOOK OUT FOR

Splash-proof faux wood blinds or shutters are perfect for bathrooms.

style guide

Our waterproof range of Vertical blinds not only look sleek, they're practical for bathtime splashing!

Aluminium Venetians work perfectly in bathrooms, and they're so easy to maintain.

Product details

BLIND TYPE	ROOM USE	CLEANING	SPECIAL OPTIONS	MOVEMENT	CHILD SAFETY	BLACKOUT LINING	LIGHT REFLECTIVE	REMOTE & MOTORIZED
ROMAN	Bedroom, living rooms and dining rooms	Vacuum or dry clean depending on fabric	Metallic chains. Interlining and blackout options	Chain to lift and lower	—	—	—	—
ROLLER	All rooms	Wipe with dry cloth	Braids, shaped hems, range of poles, pulls, finials, chains and reverse roll. Valance option also available	Sidewinder chain or spring pull to lift or lower	•	•	•	•
SHERWOOD WOOD BLINDS	Bedroom, living rooms and dining rooms	Wipe with dry cloth	Co-ordinating or contrasting tape	Cords to adjust light and privacy, and lift and lower. Motorised option also available	•	•	•	•
METAL VENETIAN	All rooms	Wipe clean	Wood effect finishes. 15mm, 25mm, 35mm and 50mm slats	Tilt rod or cords to adjust light and privacy. Cord to lift and lower	•	•	•	•
EXPRESSIONS FAUX WOOD	Kitchens, bathrooms, living rooms and dining rooms	Wipe clean	38mm and 50mm slats	Cords to adjust light and privacy, and lift and lower	•	•	•	•
VERTICAL	All rooms	Wipe clean, vacuum or machine washable depending on fabric	Options for sloping, split-drop, bay and bow windows. 89mm and 127mm louvres. Mixed louvre option	Wand or cord operated	•	•	•	•
PLEATED	Conservatories, including the roof; can be used in all rooms	Wipe with dry cloth	MasterPleat™ technology for neat, uniform roof blind pleats. Solar Reflective technology for added sun protection. Honeycomb DuoPleat™ fabric for enhanced thermal properties	Cord or tab to lift and lower. Roof blinds can be operated with a crank, wand or power crank. Motorised option also available	•	•	•	•
CURTAINS	Living rooms, dining rooms and bedrooms	Dry clean	Tracks, poles, valances, holdbacks, cushions. Pencil pleat, pinch pleat, eyelet heading. Standard, blackout and thermal lining	—	•	•	•	•
SHUTTERS	Living rooms, bedrooms, dining rooms, Kitchens and bathrooms	Dust	Options for custom colours, special shapes, bay and large windows. 47mm, 64mm, 89mm and 114mm louvres	Tilt rod to adjust light and privacy. Panels fold away from the window	•	•	•	•



FLAME RETARDANT
Selected products in the range can help slow down or resist the spread of fire.



SPLASH PROOF
Selected products are available that are tolerant of water but not necessarily waterproof.



MOISTURE RESISTANT
Selected products in the range will tolerate a moist and humid environment.



PERFECT FIT® FRAME
This product does not require screws and drilling.



SKYLIGHT
This product can be specifically designed to fit a skylight.



DIM-OUT
This product helps reduce the impact of light.



BLACKOUT LINING
This product has the option of an extra layer of fabric to help block out light, or a blackout fabric is available in the range.



LIGHT REFLECTIVE
There is an option of a light reflective fabric available in the range.



REMOTE & MOTORIZED
Motorised options exist with remote control operation.

CHILD SAFETY

As a minimum, all of our blinds and curtains meet the European Standard BS EN 13120 for safety.

Beyond this, safety is at the forefront of our minds right through the design process ensuring we make products that are not only stylish and high quality but also safe.

